


XCF1812E 平衡重式叉车 Forklift

技术规格书

Basic technical specification

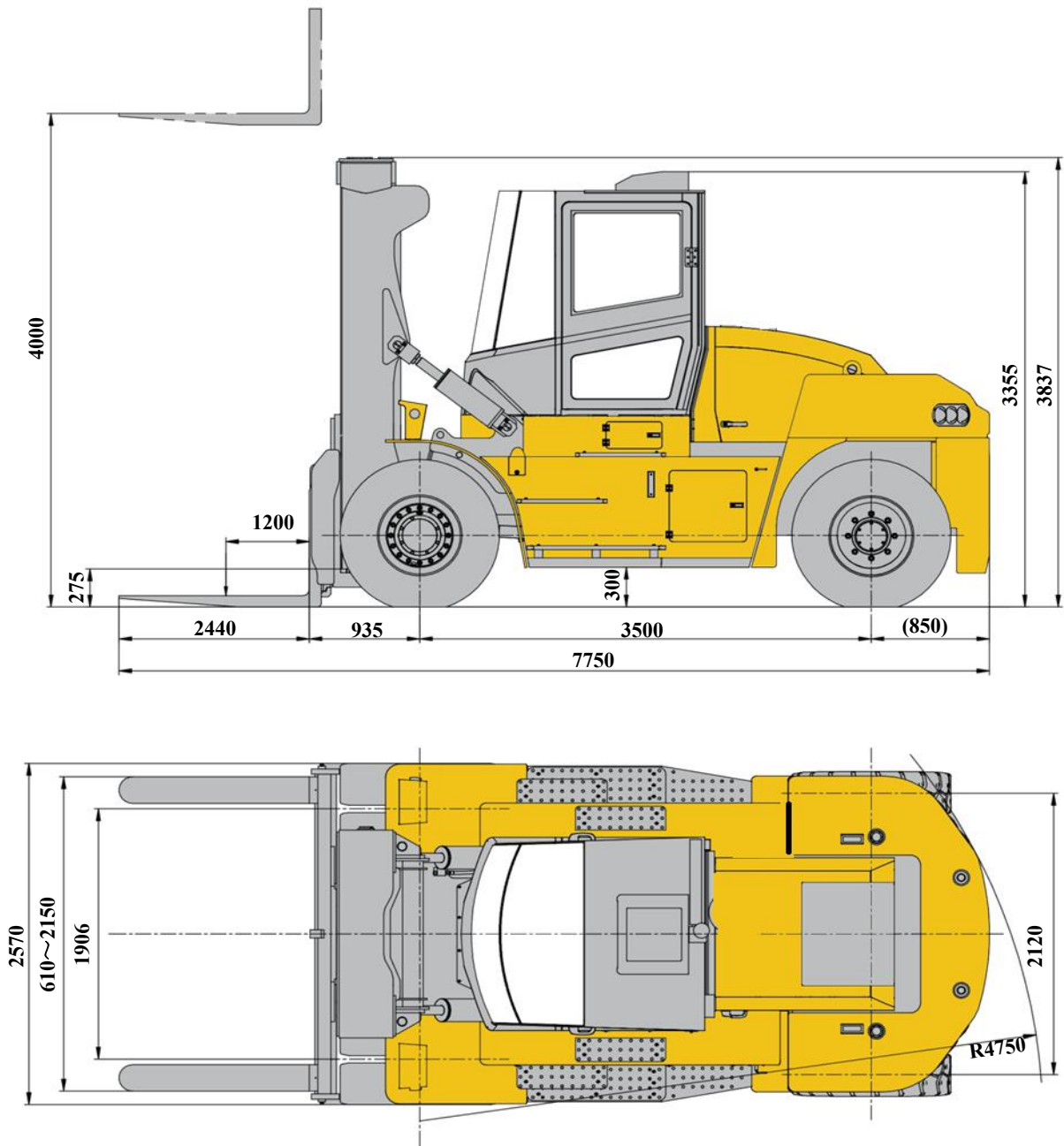


载荷中心: 1200mm
Load center: 1200mm



目录 Contents	
尺寸参数 Dimensions	3
技术规格 Technical specifications	4-5
重量/作业速度 Weight / Working speeds	6
起重能力 Lifting capacity	7
注意事项 Notes	8

尺寸参数
Dimensions



产品型号 Product model	货叉长度 A/mm	载荷中心 D/mm	整机长度 L1/mm
XCF1812E	2440	1200	7750

技术规格

Technical specifications

标准配置

司机室	驾驶、操纵一体化设计，外观简洁、动感。全景式、低仪表台设计，视野开阔。人机工程设计的内部空间，宽阔舒适。配置大屏幕显示器，使用方便。电动辅助液压驱动倾翻系统使得内部维修方便快捷。
电池	行业内技术领先的宁德时代磷酸铁锂电池，装机总能量141/175kwh，540-650V高压采用CPT技术能量密度大，使用寿命长，广泛应用在新能源产品上。
电机、电控	选用世界著名美国DANA TM4公司永磁同步电机、电控。驱动电机电控型号MDHV3000&CO200，最大功率235kw，最大转速3000rpm，最大扭矩3100Nm。
驱动桥	美国DANA重载驱动桥，型号ES 144，湿式多片行走制动器，系统全封闭免维护，充裕应对繁重工况，可靠性高、维护简便。
轮胎	6个12.00-20-24PR斜交轮胎，承载力大、专用的重型叉车花纹，适合平衡重式叉车产品各种使用工况。
悬挂	前桥与车架刚性连接，带载行驶稳定性高；后桥与车架摆动铰接，行驶时，后桥可通过铰接机构实现减震功能，缓和路面冲击。
制动	行车制动：湿式盘式制动器，充裕应对长时间高强度繁重作业工况。 驻车制动：弹簧制动，液压解除的独立盘式制动器，作用于前桥。
转向	转向桥全液压动力转向，转向轻便可靠。最小转弯半径4750mm。

空调	大功率、全自动冷暖空调。
液压系统	变量泵负载敏感液压系统，既保证装卸作业时快速提升要求，又从源头减少发动机的持续负载，真正高效节能。液压系统元件采用国际知名品牌产品，成熟稳定。
电气系统	24V DC，负极搭铁，2个蓄电池，照明系统中设置有前大灯，倒车灯、转向灯等。采用CAN-BUS 总线控制系统，稳定安全。高清彩屏显示设备运行参数，显示全面、操作便捷。故障显示器和方便的诊断仪插口，大大简化维修和保养。
车架	车架采用细晶粒高强度钢焊接而成，抗扭转大截面框架结构，承载能力强。设计过程中运用有限元分析计算、零阶设计优化方法对核心结构进行优化设计，保证了结构件的强度和刚度。
门架	宽视野伸缩门架，采用抗扭曲设计，作业性能好、抗扭能力强、操作视野开阔。
货叉	高强度锻造货叉。侧移调距叉，货叉移动由油缸驱动，具有侧移调距的功能。

选装配置

倒车影像	通过装在车辆后方的摄像头，可在司机室内显示屏上看到车辆后部影像。
倒车雷达	通过装在车辆后方的传感器，可以在车辆后方存在障碍时进行报警。
称重系统	通过检测液压压力的方法进行载荷的测量。
行驶OPS	操作人员离开座位时，整车自动断开动力，无行驶动作。
起升OPS	门架OPS操作人员离开座位时，门架无动作。

产品各部件明细如上所述，具体部件明细请参照产品报价单。

技术规格

Technical specifications

Standard equipment	
Cab	The integrated design of driving and and operating functions makes the appearance simple and dynamic. Panoramic, low Instrument panel and Ergonomically designed inner space bring wide field of vision and comfortable experience. Equipped with large screen display, the machine is easy to use. The electric auxiliary hydraulic drive tipping system makes the internal maintenance convenient and fast.
Battery	CATL lithium iron phosphate battery, total installed energy 141/175kwh, 540-650V high voltage, high energy density and long service life with CPT technology. It is widely used in new energy products.
Motor	DANA TM4 permanent magnet synchronous motor and electric control. Drive motor electric control model MDHV3000&CO200, max. power 235kW, Max. power 235kW, max. speed 3000rpm, max. torque 3100Nm.
Axle	American DANA heavy-duty drive axle, model ES144, wet multi-disc travel brake, the system is fully enclosed and maintenance-free, ample to cope with heavy working conditions, high reliability and easy maintenance.
Tires	6 diagonal tires, with large bearing capacity and special heavy forklift pattern, are suitable for various working conditions of counterweight forklift products. Tire specifications: 12.00-20-24PR.
Suspensions	Front axle is rigidly connected with frame for high stability while driving with a container suspended; rear axle is hinged with frame for buffering road shock through the hinged mechanism.
Brakes	Service brake: wet disc brake, acting on the front wheels. Automatic braking is available in case of lower system pressure. Parking brake: spring-loaded brake and hydraulic-released independent disc brake, acting on the front axle.
Steering	Rear axle full hydraulic power steering, steering light and reliable. The minimum turning radius is 4750mm

Air conditioner	High power, automatic cooling and heating air conditioning
Hydraulic system	The load sensitive hydraulic system of variable pump not only ensures the rapid lifting requirements during loading and unloading operation, but also reduces the continuous load of engine from the source, which is truly efficient and energy-saving. Adopted international famous brand products, the components of system are mature and stable.
Electric system	DC 24 V, negative ground, 2 batteries. There are headlamps, reverse lamp and turn lamps available in lighting system. Due to the CAN-BUS bus control, the system is stable and safe. Fault display and convenient diagnostic instrument socket greatly simplify the repair and maintenance
Frame	Frame is made of fine grain high tension steel, with anti-torsion large cross-section, strong carrying capacity. Finite element analysis and zero order design optimization method adopted for key structures ensure the strength and stiffness of structural members.
Mast	The telescopic mast with wide field of vision adopts anti twist design, which has good operation performance, strong anti twist ability and excellent vision
Fork	High strength forged fork.Side shift distance fork,fort movement is driven by oil cylinder,with the function of side shift adjusting distance.

Additional equipment	
Reverse image	The rear HD image can be seen on the driver's indoor display through the camera mounted on the rear of the vehicle
Reversing radar	The sensor installed at the rear of the vehicle will alarm when there is an obstacle behind it
Weighing system	The load is measured by detecting the hydraulic pressure
Driving OPS	The vehicle will automatically cut off the power without driving action, when the operator leaves the seat
Lifting Ops	When the OPS operator of the mast leaves the seat, the mast does not move

The details of each component of the product are described above, for more details , please refer to the product quotation.

重量
Weight

车辆型号 Product Model	项目 Item	前轴 Front Axle	后轴 Rear Axle	总重量 Total Weight
XCF1812E	空载 Unloaded	12715kg	15085kg	27800kg
	满载 Rated load	37419kg	6381kg	43800kg

轴荷为门架处于垂直状态时的数值。
The axle loads listed in the table are the values when mast is vertical.

作业速度
Working speeds

项目 Item	空载 Unloaded	满载 Rated load
起升速度 Lifting speed	415mm/s	370mm/s
下落速度 Lowering speed	410mm/s	410mm/s
行驶速度 Traveling speed	28km/h	26km/h

货叉规格
Fork Specifications

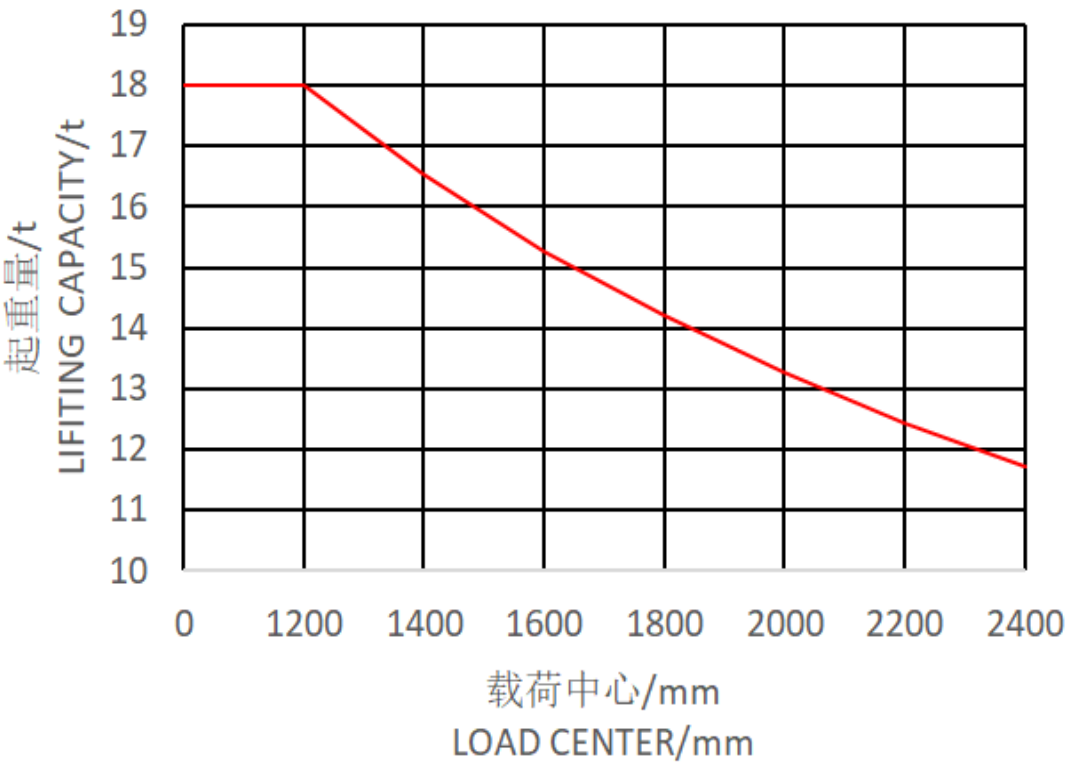
项目 Item	XCF1812E
长 Length	2440mm
宽 Width	200mm
高 Height	100mm

起重能力

Lifting capacities

产品型号 Product Model	额定起重量 Rated Lifting Capacity	载荷中心 Load Center	最大起升高度 Max. Lifting Height
XCF1812E	18000kg	1200mm	4000mm

XCF1812E载荷曲线



主要技术参数
 Main Technical Data

序号 No	项目 Item		单位 Units	参数 Parameters
				XCF1812E
1	额定起重量 Rated lifting capacity		kg	18000
2	全长 Overall length		mm	7750
3	全宽 Overall width	车轮宽 Width(wheel)	mm	2570
4		车架宽 Width(frame)	mm	2600
5	全高 Overall high	不起升门架高度 Min. mast height	mm	3837
6		司机室高度 Cab height	mm	3355
7		作业时最大高度 Max. mast height	mm	5807
8	轴距 Wheelbase		mm	3500
9	前悬距 Front overhang		mm	935
10	前轮距 Track(front)		mm	1906
11	后轮距 Track(rear)		mm	2120
12	最小离地间隙 Min. ground clearance	门架下端 Under mast(unloaded/rated load)	mm	275
13		车架中部 Middle of truck(unloaded/rated load)	mm	310
14	无载最大起升高度 Max. lifting height		mm	4000
15	门架倾角(前/后) Mast tilting(forwards/backwards)		(°)	6/12
16	自重 Dead weight		kg	27800
17	无载最大起升速度 Max. lifting speed(unloaded)		mm/s	415
18	满载最大起升速度 Max. lifting speed(rated load)		mm/s	370
19	无载最大下落速度 Max. lowering speed(unloaded)		mm/s	410
20	满载最大下落速度 Max. lowering speed(rated load)		mm/s	410
21	最小转弯半径 Min. turning radius		mm	4750
22	无载最大运行速度 Travelling speed(unloaded)		km/h	28
23	满载最大运行速度 Travelling speed(rated load)		km/h	26
24	满载最大爬坡度 Max.grade-ability		%	20
25	满载最大牵引力 Max. drawbar pull(rated load)		kN	105

主要配套件明细表

Main parts list

序号 N0.	名 称 Name	型 号 Model	厂 家 Manufacturer
1	电池 Battery	-	宁德时代 CATL
2	电机 Motor	MD 130B	德纳 DANA
3	驱动桥 Drive Axle	ES144	德纳 DANA
4	轮胎 Tire	12.00-20-24PR	贵州轮胎股份有限公司 Guizhou Tyre Co.,Ltd
5	司机室 Cab	XC2512E.03	徐州徐工港口机械有限公司 Xuzhou XCMG Port Machinery Co.,Ltd
6	主泵 Main Pump	P1	美国派克 America Paker
7	主阀 Main Valve	K220	美国派克 America Paker
8	转向器 Steering Gear	530	伊顿液压系统(济宁)有限公司 Eaton Hydraulics Systems (Jining) Co., Ltd



地址: 中国江苏徐州市诚意路99号

Add: No.99 Chengyi Road Xuzhou Jiangsu China

电话(Tel): +86-516-82808188

质量监督电话(Quality Inquiry Tel): +86-516-82808221

备件电话(Spare Parts Tel): +86-516-82808188

邮编(Post Code): 221137

网址(Web): <http://www.xcmg.com/xggj>

服务热线 Service Tel

400-110-9999

400-001-5678



本印刷品不属于合同。出于产品不断改进的需要，我们保留对产品型号、参数、配置进行变更的权利，恕不另行通知。图片仅供参考，具体产品以实物为准。图片中产品可能并非标准配置，部分部件可能需要另行购置。办理牌照和上路行驶需遵守当地法规。

This print does not belong to the contract. We reserve the right to modify the design (such as product model, parameters and configuration) without notice for improvement. The pictures are just for reference. The product in the picture may not be standard configuration. Some parts need to be purchased separately. Conform to the local laws for license application and road traveling.